

***Welcome New***

**PINE VIEW**

**PANTHERS**



***We're glad you're joining us***

**Library Media Center**  
**New Student Orientation**

AUG 2022

# Theme for 2022-2023

## *“Triumphant Through the Years”*



***Our library's mission:***

***Provide the  
information  
tools and skills  
necessary for  
success in  
school and life.***



*Our Vision:* That every student uses resources and opportunities to become:






# Library Media Center Use Policy *You need:*



- **Hall Pass**  
from teacher
- **Goal & Plan**
- **Respect for others & property**
- **Appropriate language and tone**





*When you come to the library, give the media assistant your hall pass and then sign in.*

# Student Sign-in Form (at Circulation Desk)

### Library Media Center Student Sign-in:


Students who have a valid hall pass (that includes the date, period, and teacher signature), and are willing to follow library media center guidelines, are welcome to sign in and work to achieve their educational objectives.

[illegible]





Pine View High School  
**Library Media Center Staff**  
2022 ~ 2023




**Mrs. Grant**

Media & Computer Lab Assistant (7:30 -- 1:00 p.m.)

**Mrs. Houser**

Media & Computer Lab Assistant (10:30 -- 4:00 p.m.)

*Panthers  
Read  
to Succeed*



**Mr. Kreitzer**

Library Media Director (7:30 a.m. -- 4:00 p.m.)





# Materials (information resources)

The library collection consists of:

Books (over 28,000)

Magazines (periodicals) one day checkout

(over 80 subscriptions) from *American Artist* to *The Writer*

Multiple Online Information Databases

E-Books

*Panthers Read to Succeed*

# Materials (information resources)

## Technology

- 3 Computer labs plus a Chromebook cart. (There are also computers in Guidance Office).
- Multiple Chromebook carts in departments
- Library computers
- Productivity tools/Software applications
  - (word processing, spreadsheets, presentation software)
- Internet & Google productivity tools (Docs, Sheets, Slides, etc.)

**Book  
return  
slot**

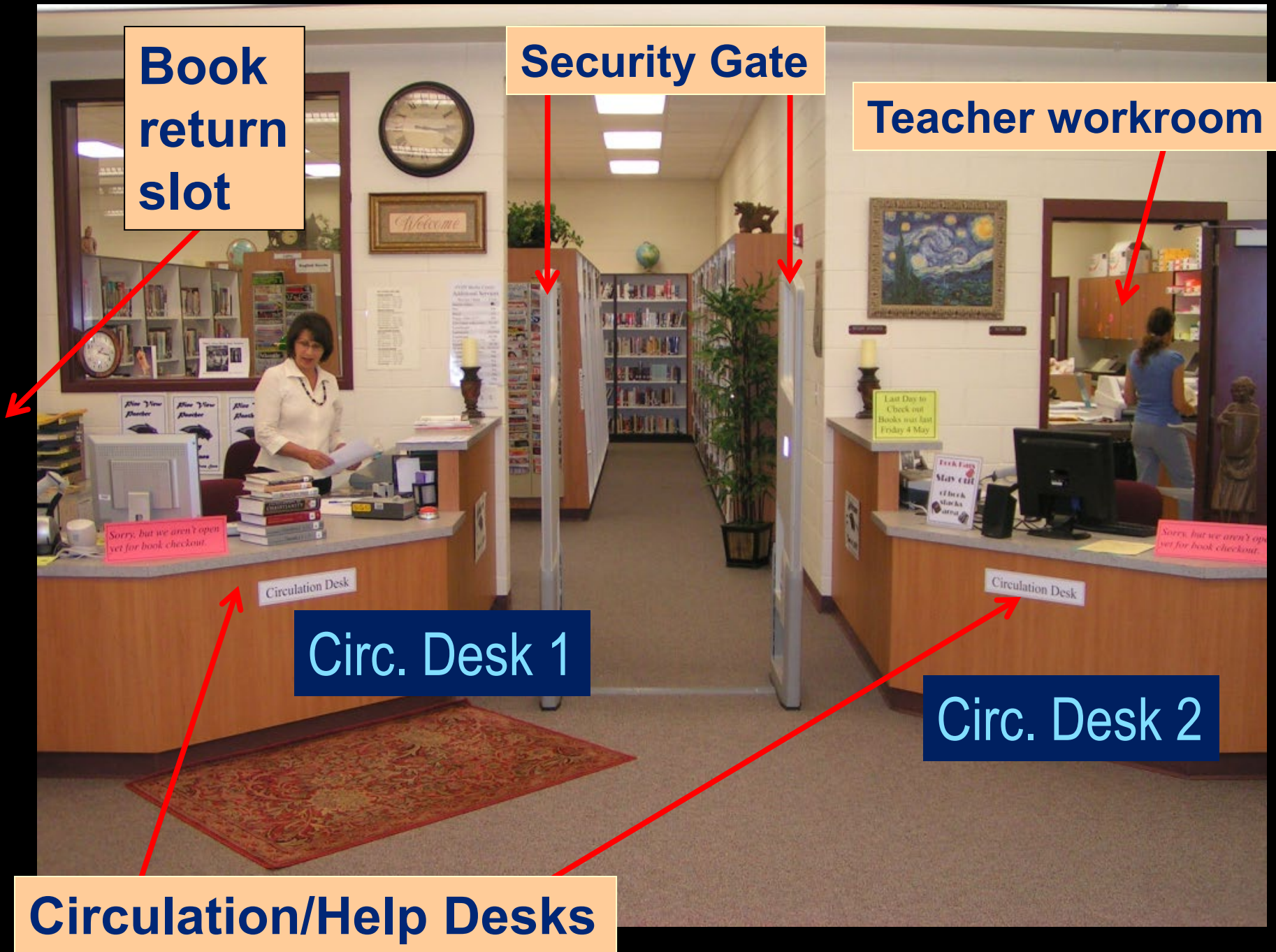
**Security Gate**

**Teacher workroom**

**Circ. Desk 1**

**Circ. Desk 2**

**Circulation/Help Desks**





# Magazines





## Library Catalog Search Kiosk



**Atlases, Textbooks, Professional Dev., Reference books**

The most current reference materials are accessed through our online databases.





**New  
Books  
Display  
cases  
on both  
sides**





**Book return slot**

# www.pineview.org



CLUBS COUNSELING FACULTY LIBRARY PARENTS STUDENTS SCHOOL INFO

## PINE VIEW HIGH SCHOOL

## SCHOOL CALENDAR



**BEGIN RESEARCH  
HERE**

**EBOOKS**

**NEW BOOKS**

**LIBRARY MEDIA  
AIDES**

**VERIFICATION AND  
WRITING**

**WCSD POLICIES AND  
GUIDELINES FOR  
TECHNOLOGY**

Today < > Wednesday, August 11

Thursday, August 12

A

School Begins

1:00pm Golf @ Sunriver

Friday, August 13

B

Opening Assembly

7:00pm Football @ Salem Hills

Saturday, August 14

11:00am Soccer @ Provo

Monday, August 16

A



## LIBRARY

**Mission:** Provide information tools and skills necessary for success in school and life.

**Vision:** That students and staff utilize our resources and opportunities to become effective communicators, critical thinkers, and productive citizens who are ethical users and creators of information. And to provide support for curriculum standards, as well as the educational and recreational information needs of all our stakeholders.

### SEARCH YOUR LIBRARY

Your Destiny is to locate the information you need to better your life and fulfill your expectations. While you are in the search catalog, try out WebPath Express for credible, safe and relevant Web results.



Not sure what to read? Webpage is awaiting approval.

This site is awaiting WCSD LearnPlatform approval.



what should I read next?

### "READ FOR FUN" SUMMER PROGRAM



[Click here for application & details](#)

For summer program options and library "open hours," use the "Give us your feedback" option at right.



Library Media Center Staff



[Click here to view our new student orientation slides.](#)

[Library Media Center Information Brochure](#)

#### HOURS OF OPERATION

7:30 AM – 4:00 PM **7:30 AM to 4:00 PM**

When school is in session

# How to access the Online Catalog

## SEARCH YOUR LIBRARY

Your Destiny is to locate the information you need to better your life and fulfill your expectations. While you are in the search catalog, try out WebPath Express for credible, safe and relevant Web results.



# Login to online catalog

https://washk12.follettdestiny.com/common/welcome.jsp?context=saas25\_4328830

Most Visited Cataloger's Reference ... Pine View High Schoo... Destiny WCSD WCSD LibraryThing | Catalog... Utah's Online Library Extranet\_AdvancED-A... Kronos\_Time Card-rel... >>

Welcome to Washington County School District Destiny Users District Users ... Log In

**Intermediate Schools**

- Lava Ridge Intermediate

**Middle Schools**

- Dixie Middle School
- Hurricane Middle School
- Pine View Middle School
- Snow Canyon Middle School

**High Schools**

- Dixie High School Library Media Center
- Hurricane High School
- Pine View High School Library Media Center

©2002-2016 Follett School Solutions, Inc. 15\_0\_0\_RC6 8/4/2017 10:34 AM MDT

# Login to online catalog

 Log In

 Log In

Pine View High School Library Media Center

Catalog

Library Search

How do I... ?

Top 10

Basic Power Visual Copy Categories

Find  [Reset All](#)



Narrow your search to...

Show Less ▲

Location

Material Type

Award Winner  ?

Reading Level From  to

Interest Level From  to  ?



If I am a sophomore named James P. Halpert and my student ID # is 828282

Pine View High School Library Media Center Log In

Catalog

Library Search > Login

User Name:


Password:

User Name:

Password:

Click "Login"

# Click on "Catalog"

 Pine View High School Library Media Center

James Halpert [Log Out](#) [Help](#) [Shop](#) [Community](#)

[Home](#) [Dashboard](#) [Catalog](#) [Circulation](#) [Reports](#) [Back Office](#) [My Info](#)

[New Message\(s\)](#)  
[Read](#)

Library Search

[Library Search](#)  
[Destiny Quest](#)  
[Destiny Discover](#)  
[WebPath Express](#)  
[Digital Resources](#)  
[Add Title](#)  
[Resource Lists](#)  
[Import Titles](#)  
[Export Titles](#)  
[Titlewave](#)  
[Update Titles](#)  
[Update Copies](#)  
[Search Setup](#)  
[Français](#)  
[Español](#)

Top 10

How do I... (?)

[Basic](#) [Power](#) [Visual](#) [Copy Categories](#) [Number](#) [Barcode](#) [Brief Records](#)

My Searches

Find  [Reset All](#)

[Keyword](#) [Title](#) [Author](#) [Subject](#) [Series](#)

Narrow your search to... [Show Less ▲](#)

Location

Material Type

Award Winner  (?)

Reading Level From  to

Interest Level From  to  (?)

©2002-2016 Follett School Solutions, Inc. 15 0 0 RC6 8/4/2017 10:38 AM MDT

# Explore search options, or ... (next slide)

The screenshot displays the Pine View High School Library Media Center website. The top navigation bar includes the school's logo, the name "Pine View High School Library Media Center", and a user profile for "James Halpert" with links for "Log Out", "Help", "Shop", and "New Message(s) Read". Below this is a secondary navigation bar with links: "Home", "Dashboard", "Catalog" (highlighted with an orange underline), "Circulation", "Reports", "Back Office", and "My Info". A light green banner below the navigation bar contains the text "Library Search".


On the left side, there is a vertical sidebar with a "Library Search" header and a list of links: "Destiny Quest", "Destiny Discover", "WebPath Express", "Digital Resources", "Add Title", "Resource Lists", "Import Titles", "Export Titles", "Titlewave", "Update Titles", "Update Copies", and "Search Setup". At the bottom of this sidebar are two buttons: "Français" and "Español".

The main content area features a "Top 10" section. Above the search input is a row of tabs: "Basic" (highlighted with an orange underline), "Power", "Visual", "Copy Categories", "Number", "Barcode", and "Brief Records". A blue arrow points from the "Catalog" link in the top navigation bar to the "Basic" tab. Below the tabs is a search input field labeled "Find" with a "Reset All" button to its right. Under the input field are five search method buttons: "Keyword" (with a magnifying glass icon), "Title" (with a large 'T' icon), "Author" (with a pencil icon), "Subject" (with a bookshelf icon), and "Series" (with a list icon).

Below the search methods is a section titled "Narrow your search to..." with a "Show Less" link and an upward arrow. This section contains several filters: "Location" (a dropdown menu set to "Pine View High School Library Media Center"), "Material Type" (a dropdown menu set to "Any Type"), "Award Winner" (a dropdown menu set to "Unlimited" with a help icon), "Reading Level" (a range selector with "From" and "to" fields), and "Interest Level" (a range selector with "From" and "to" dropdown menus set to "Unlimited" and help icons).

The footer of the page contains the copyright information: "©2002-2016 Follett School Solutions, Inc. 15\_0\_0\_RC6 8/4/2017 10:38 AM MDT".

# Click on “Destiny Quest”

 Pine View High School Library Media Center James Halpert Log Out Help Shop

Home Dashboard Catalog Circulation Reports Back Office My Info New Message(s) Read

Library Search

Library Search

Destiny Quest ←

Destiny Discover

WebPath Express

Digital Resources

Add Title

Resource Lists

Import Titles

Export Titles

Titlewave

Update Titles

Update Copies

Search Setup

Français

Español

Top 10

Basic Power Visual Copy Categories Number Barcode Brief Records

My Searches

Find  Reset All

Keyword Title Author Subject Series

Narrow your search to... Show Less ▲

Location Pine View High School Library Media Center ▼

Material Type Any Type ▼

Award Winner Unlimited ▼ ?

Reading Level From  to

Interest Level From Unlimited ▼ to Unlimited ▼ ?

©2002-2016 Follett School Solutions, Inc. 15 0 0 RC6 8/4/2017 10:38 AM MDT



# Finding Books: Destiny Quest

The screenshot shows the Destiny Quest library website. At the top, there is a navigation bar with links: Quest Home, MyQuest, My Info, Advanced Search, Visual Search, Follett Shelf, Logout, Exit, and a help icon. Below this is a large blue banner with the 'Quest' logo on the left. In the center of the banner is a search bar with the text 'Find:' followed by an input field and a 'Go!' button. On the right side of the banner, it says 'Pine View High School Library Media Center' and 'Hello, Site Administrator!'. Below the banner, there are three main content areas: 'THE TOP 10 BOOKS' featuring a list of numbers 1-10 and a book cover for 'At first sight' by Nicholas Sparks; 'Resource Lists' with tabs for 'My Lists' and 'Public Lists', and a 'My Personal List' link; and 'New Arrivals!' with a list of books including 'Maybe this time', 'Dev1at3', 'The book of the moon', 'I love you so mochi', and 'Hope and other punchlines'. On the right side, there is a 'MyQuest Shelves' section with categories: 'Have Read' (1 book), 'Now Reading' (0 books), and 'Want to Read' (0 books). Below this is a 'My Personal List' section.

*All kinds of options are available from here: recommend books to friends, post book reviews, create personal reading lists, or connect with friends to share information!*

# Student Handbook is Online. You're responsible to know the information...

- **No food or drink** of any kind is allowed in the library Media Center, or computer labs.

**Project kits (pouches with scissors, markers, colored pencils, glue stick, etc.) may be checked out for use in the library.**

School Network &  
Computer Labs  
*are for educational  
purposes only*

Utah Education Network (UEN) owns all Internet services, and they decide what the network will be used for. Therefore, **games** (or sites that look like games) are **NOT ALLOWED**, neither are other activities not directly related to education.

*Even if you own the device and you are just using the wireless connection.*





<https://twitter.com/imperous?lang=da>

**Classroom Management Software – Empowering Teachers & Protecting Students.**

**Industry leading classroom control features for focusing learning in the cloud across Chromebooks and other devices.**

<https://www.imperosoftware.com/us/>



# Washington County School District 3700 Technology Acceptable Use Policy

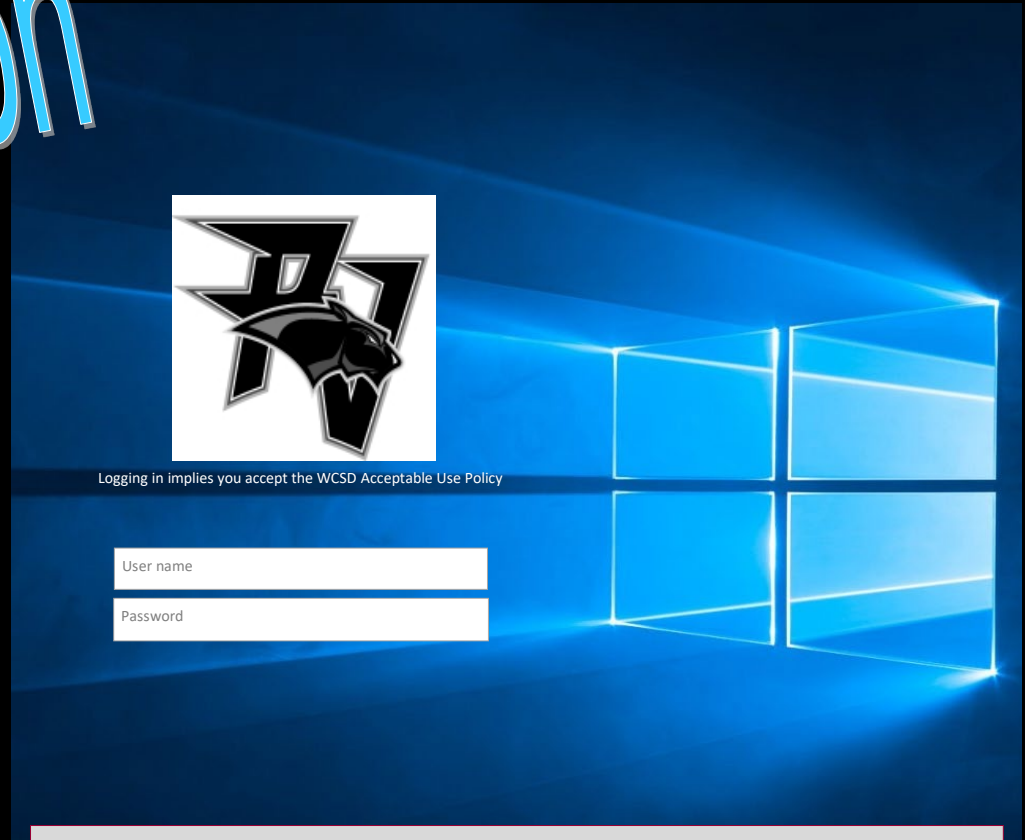
## 1. Purpose

The purpose of this policy is to ensure appropriate, responsible, ethical and legal access and use of computers, the Internet, and other electronic or communication devices by District students, patrons, and employees. . . .

# Student Internet Login

## Authentication

*Apologies  
to those  
who already  
know this...*

A screenshot of a login page with a blue background featuring a stylized window graphic. At the top center is a logo consisting of a stylized 'W' and 'J' with a bird's head. Below the logo is a line of text: 'Logging in implies you accept the WCSD Acceptable Use Policy'. Underneath this are two white input fields with blue borders. The first field is labeled 'User name' and the second is labeled 'Password'.

Logging in implies you accept the WCSD Acceptable Use Policy

User name

Password

Use the above login convention for all school-owned devices in labs or Chromebooks.



Your student login is (the same as your PowerSchool login/password):

The two-digit year in which you are scheduled to graduate; for example 25 +

The first five letters of your last name +

The first three letters of your first name +

Your middle initial (if you have one)

Your password is the first initial of your first name, first initial of last name followed by your six-digit ID #

# Example:

The two-digit year in which you are scheduled to graduate

The first five letters of your last name

The first three letters of your first name

Your middle initial, if you have one

• Name: John J. Johnson(10<sup>th</sup>)

→ Graduation Year 2025

Username: 25johnsjohj

Password: jj#####

password = 1<sup>st</sup> initial of first name & 1<sup>st</sup> initial of last name + ID number

*If you are engaged in any inappropriate activity you will lose your computer and Internet access privileges.*

**Warning:**

No games of any kind, at any time.  
Computer network is only to be used for educational purposes.



*We won't nag.  
We won't freak  
out. We will  
simply note what  
was going on  
and disable your  
account.  
We'll still love you.*



*It's just business.*

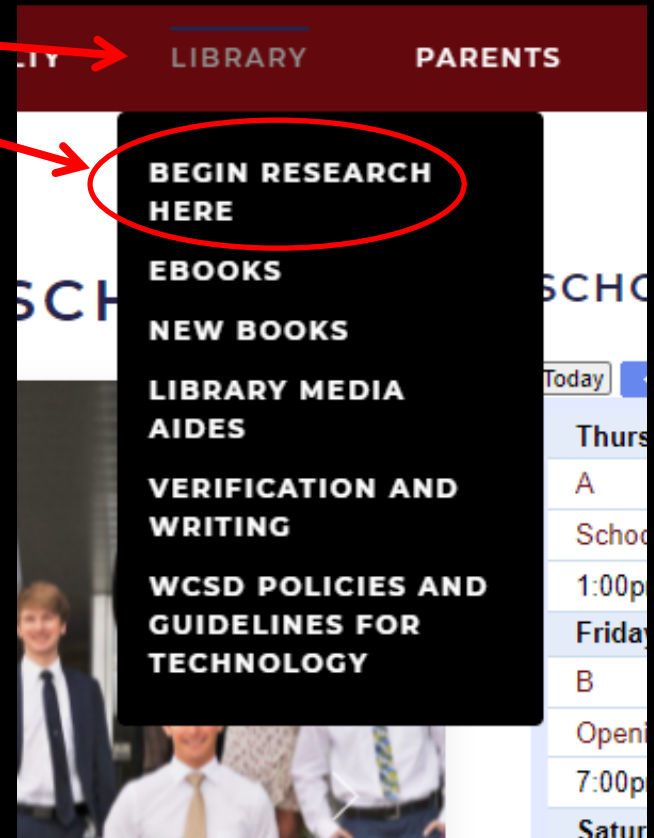
# *Five Simple Rules of Good Digital Citizenship*

- 1. Think before you post*
- 2. What goes around comes around*
- 3. Spread heart, not hurt*
- 4. Give and get credit*
- 5. Make this a world you want to live in*

# Research?

# Start Here!

**Don't  
waste  
your  
time**



# Online Research Starting points from library website

## Online research databases

★ “Conditional” approval for these research sites (Require Parent/Guardian Consent)

### RESEARCH PRESENTATION



[How to add NewsBank Resources to CANVAS](#)



portal for information on:

Statistics, Forecasts, Market Analytics, Studies, Statista dossiers and reports, Topics, Infographics



Includes MLA Format Guide



### OTHER RESEARCH OPTIONS



[SIRS Issues Researcher Full Training video](#)



Test Prep And Learning Guides

Local newspapers, NYTimes, Washington Post

- [St. George News](#)
- [Spectrum](#)
- [New York Times](#)
- [Washington Post](#)

### OTHER HELPFUL SITES

[MEDLINE PLUS: A SERVICE OF THE U.S. NATIONAL LIBRARY OF SCIENCE. FROM THE NATIONAL INSTITUTES OF HEALTH](#)

[CARDKIWI.COM](#): FLASHCARDS YOU CREATE AND SHARE--SAVING TIME AND IMPROVING RETENTION AND LEARNING.



JSTOR

[JSTOR \(Journal Storage\) is a "digital library of academic journals, books, and primary sources."](#)



Information you need is above. If you're tired of Not finding what you're looking for in a Google search, check out: "Research Beyond Google: 56 Authoritative, Invisible, and Comprehensive Resources" ... click the OEDb logo above.



"To arrive at the edge of the world's knowledge, search out the most complex and sophisticated minds, put them in a room together, and have them ask each other the questions they are asking themselves."



# Utah's Online Library

## Home Access

Access is restricted to users associated with Utah K-12 schools.

Login:

Password:



**Home Access Letter** One page directions for parents/caregivers. (en español)



Utah's Online School Library is a licensed resource, please do not post the login credentials on public websites.



For home use...ask adult assistant in library

# Home use login conventions for

ProQuest®  
SIRS® Issues Researcher

U

sta

User/Login name

Password:

# Login convention for

Login:



CENGAGE  
Learning™

Pine View High School

Resources

eBooks

Resources

All Titles

General Reference

## Gale Virtual Reference Library

Gale Virtual Reference Library is a collection of encyclopedias and specialized reference sources. These reference materials once were accessible only in the library. Now you can access them online from the library or remotely 24/7. Because each database is a separate eBook collection, the content you see may vary if you are using the database from different libraries (your school, your public library, or your office).

## Learning Viewpoints In Context

*Learning Viewpoints In Context* is an engaging online experience for those seeking contextual information and opinions on hundreds of today's hottest social issues. Drawing on the acclaimed Greenhaven Press series, the solution features continuously updated viewpoints, topic overviews, full-text magazines, academic journals, news articles, primary source documents, statistics, images, videos, audio files and links to vetted websites organized into a user-friendly portal experience.

## Student Resources In Context

*Student Resources In Context* is an engaging online experience for those seeking contextual information on a wide array of subjects. The solution merges Gale's authoritative and continuously updated reference content with full-text magazines, academic journals, news articles, primary source documents, images, videos, audio files and links to vetted websites organized into a user-friendly portal experience.

Quick Search

Gale  
**PowerSearch™**

# How to Research...Information



**RESEARCH**

## Short Six-Question Quiz to follow





Is the Internet a reliable source?

**NO**

It is full of fake news and false  
information!

# Evaluating Websites: Use the acronym **CRAAP** to Validate Information

- **C** the website is **CURRENT**
- **R** the website is **RELIABLE**
- **A** the website has **AUTHORITY**
- **A** the website is **ACCURATE**
- **P** the website has **PURPOSE**



(Accessed from: <https://myinvestmentideas.com/tag/sukanya-samriddhi-account/>)

Credit for the CRAAP test goes to the librarians who developed it at CSU Chico.  
(Accessed from: <http://libguides.library.ncat.edu/c.php?g=778558&p=5584082>)

Where Do I  
Begin My  
Research?  
At the library  
website

The screenshot shows the Pineview Library website. A red circle highlights the word "LIBRARY" in the top navigation bar. A red arrow points from the text "Where Do I Begin My Research?" to the "LIBRARY" link. Another red arrow points from the text "At the library website" to the "BEGIN RESEARCH HERE" link, which is also circled in red. Below the navigation bar, there are links for "MY LIBRARY", "NEW BOOKS", "STUDENT EMAIL AND INTERNET INFORMATION", "EBOOKS", and "BOOK REQUEST FORM: ASK US TO BUY IT". The main content area features a "Begin Research Here" section with links to "statista", "ProQuest SIRS Issues Researcher", "CENGAGE Learning", and "ProQuest SIRS Issues Researcher". There is also a "HOURS OF OPERATION" section and a "Newspapers" section with links to "OEDb", "Google books", and "NIE NEWSPAPERS IN EDUCATION".

LIBRARY FEES COUNSELING STUDENTS

MY LIBRARY

NEW BOOKS

STUDENT EMAIL AND INTERNET INFORMATION

EBOOKS

BOOK REQUEST FORM: ASK US TO BUY IT

BEGIN RESEARCH HERE

VERIFICATION AND W

WCSD BYOD POLICY G

ay, August /TH FROM 8:00 AM - 3:00

Begin Research Here

statista

ProQuest SIRS Issues Researcher

CENGAGE Learning

ProQuest SIRS Issues Researcher

HOURS OF OPERATION  
7:30 AM - 4:00 PM  
When school is in session

Newspapers

OEDb

Google books

NIE NEWSPAPERS IN EDUCATION

• Your Library at:  
<http://www.pineview.org/online-databases/>

# Research Databases are Superior to Search Engines because ...

Authority and Sources have already been evaluated.

Information is verified and trustworthy.

Information is organized from collections of digitized resources that can be searched easily.



(Image Accessed from:  
<https://library.sdsu.edu/reference/news/don-t-let-database-searching-stress-you-out-check-out-these-database-search-tips-and->)

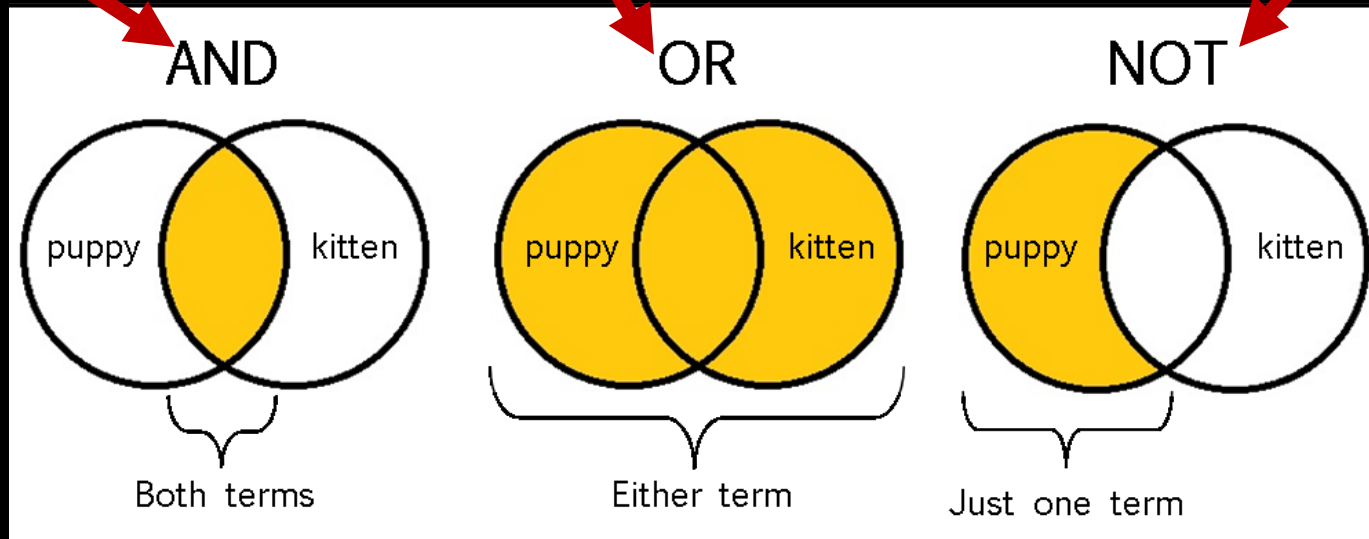


# Boolean Operators: “And,” “Or,” “Not” – Each has an intended affect on search results

**And:**  
looks for  
both  
terms =  
narrows  
search

**Or:** looks for either term  
= broadens search

**Not:**  
Limits  
search  
results.  
Excludes  
a word.



(Accessed from:  
<http://s3.amazonaws.com/libapps/accounts/88450/images/booleanOperators-VennDiagram.png>)

# Giving Credit to Information Originator



- Document my sources in Works Cited Page
- Reference sources through in-text citations (in my research paper)
- Paraphrase or directly quote sources

# Research Quiz (use Accuscan sheet)

1. Everything found on the Internet is reliable.

a. True b. False

2. When evaluating websites, which ACRONYM can help you validate the site?

a. **BOGUS**: the website is Baseline, Online, Grounded, Universal, Searchable

b. **CRAAP**: the website is Current, Reliable, has Authority, is Accurate, and has Purpose

c. **TRASH**: the website is Truncated, Relatable, Available, Sustainable, Honest

3. The BEST place to begin your research is...

\*CHOOSE ONE

- a. Wikipedia    b. The Library Website
- c. Google Search    d. Checking Facebook

4. A research database is superior to a search engine because...\*

- a. The authority and sources have been evaluated
- b. The information comes from verifiable and trustworthy sources
- c. It is an organized collection of electronic, digitized information.
- d. All of the above



5. When doing a search using the phrase “Immigration NOT Deportation,” what is the word “NOT” intended to do? \*
- a. Find antonyms for a word or phrase
  - b. Limit the search by excluding a word or phrase
  - c. Narrow the search by searching for both words, or phrases
  - d. Broaden the search by searching for either word or phrase

6. When using sources, you must... \*
- a. Document the source in a Works Cited Page
  - b. Reference the source with in-text citations  
when used directly in your paper
  - c. Paraphrase or directly quote sources
  - d. All of the above

*“We’re glad you’re here!”*

*Get involved!*