







Pine View High School

St. George, UT
May 21, 2009











Behavior Support

Signal Analysis Legend

-  Exemplary
-  Superior
-  Typical
-  Opportunity to Improve

The table presented below summarizes behavior support domains for the two audiences who saw relevant items. The teacher data was taken from items that surveyed both the working environment of the school and the degree to which teachers and administrators model appropriate behavior for students. The student data was taken from items that surveyed the degree to which the school supports acceptable behavior in the classroom and in school common areas.

Indicators of School Quality	Teacher	Student
Clear Expectations		
Trusting Relationships		
Building Social Skills		
Building Academic Skills		
Rewards & Recognition	